



[www.integritytrawlers.com](http://www.integritytrawlers.com)

**Integrity 52'6 Raised Pilot House**



## Main Principles

<b>Length bow to transom:</b>	<b>52'-6" (16.00m)</b>
<b>Length of water line:</b>	<b>44'-3" (13.50m)</b>
<b>Beam O.A.:</b>	<b>15'-4" (4.67m)</b>
<b>Draught:</b>	<b>4'-5" (1.35m)</b>
<b>Water Capacity:</b>	<b>800Gallons</b>
<b>Fuel Capacity:</b>	<b>400Gallons</b>
<b>Construction:</b>	<b>Hand laid fiberglass</b>

### Shenzhen Jianghua Marine & Engineering Co.,Ltd

Guangwan 2nd Road, Shekou Industrial Zone, Shenzhen City, Guangdong Province, P.R.China 518067  
Tel: 8675526829158 Fax: 8675526095359 Web: [www.integritytrawlers.com](http://www.integritytrawlers.com) Email: [sales@integritytrawlers.com](mailto:sales@integritytrawlers.com)



## Standard Equipments of 526 Raised Pilot House

### Standard Equipment

#### Mechanical Equipment

Two CUMMINS 330B 330HP/2800RPM diesel engines equipped with heat exchangers for fresh water cooling.  
Two ZF 220A gear boxes  
Engines overheat & low oil pressure alarms.  
Drip pan under each engine  
Hydralift wet mufflers with exhausts through the transom.  
Complete engine instrumentation at each control station.  
Trim tabs recessed into hull under swim platform.  
Racor fuel filter system.  
Sea water strainers  
316 S/S prop shafts.  
P.Y.L. dripless shaft seal.  
Seastar hydraulic steering system  
Four bladed propellers  
Rudders- fiberglass blades w/ s/s shafts.  
Morse engine throttle & gear box controls (individual).  
Engine room blowers & air intake vents.  
Superior engine room sound insulation  
Three automatic bilge pumps  
Manual bilge pump  
Complete fuel manifold and fuel return manifold system  
Two fuel tanks weld aluminum with sumps, sight gauges, clean-out hand holes.  
Stainless steel water tanks with sight gauge  
Seacocks on all through hull fittings at or below water line  
Raritan 20 gallon hot water heater with diaphragm type automatic pressure pump.  
Jabsco 12Vdc pressurized fresh water system  
All thru hulls at or below water line are double s/s hose clamped

### Hardware

Anchor platform with twin rollers.  
Bow & stern staffs.  
Deck rails 1-1/4" stainless steel.  
Stainless steel rub rails  
Cleats-2 bow, 2 amidships, 2 aft with fair leads s/s.  
Deck hatch over forward cabin.  
Doors and windows outside -aluminum framed  
Port lights S/S in hull with screens.  
Stainless steel tube radar arch with (2) spread lights.  
Horn electric.  
Ladder from after deck to fly bridge.  
Hatch to fly bridge.  
Swim platform integral from hull.  
Garelick adjustable helm chair in flybridge .  
Transom gates with steps and side gates  
Windscreen wipers and washers (3).  
International navigation lights.  
12 vdc ceiling lights over both side decks and aft deck.  
Interior handrails for stairs to be stainless steel.  
Accommodation Halogen ceiling lights.  
Halogen Reading lights in each cabin.

Engine room and lazarette overhead lighting  
Cabin door locks etc.  
Transom hot and cold fresh water shower  
Non-skid FRP Swim platform.  
4 Steps folding s/s swim ladder  
Cabin door locks etc.

### Electrical System & Components

Onan diesel generator 7KW 240V AC 50Hz complete with sound shield, muffler & fresh water cooling & separate starting battery.  
Five heavy-duty 200 AMP hour engine starting & lighting batteries in FRG. battery boxes.  
Engine batteries parallel for starting.  
Customized electrical panel utilizes USCG or CE approved circuit breakers fitted with polarity indicator light, ship/shore switch, back lighting, integrated AC and DC volt/amp meters and concealed behind a lockable door.  
Wiring to be color coded & numbered.  
Automatic battery 3 stage "smart" charger.  
Engine hour meter.  
Stereo speakers in each cabin.  
Electrical outlets to galley & each cabin.  
Ship to shore dock side AC power inlet.

### Flybridge

Helm station in the center of the ship.  
"L" settee to port with fixed table.  
Long beach to Stbd side  
Vinyl cushions with foam & mesh backs.  
All seating with ample storage under.  
Garelick helm chair  
Storage in flybridge brow.  
Non-skid FRP updeck.  
Clear Lexan windscreen.  
26" s/s destroyer type steering wheel  
D.C outlet located adjacent to helm station.  
220volt GFI outlet

### Cockpit & side decks

Settee dock box on port side fitted with cushion.  
Hinged hatch to lazarette.  
Non skid main decks.  
S/S Fuel oil deck filler and air vent  
S/S Fresh water deck filler and air vent

### Saloon

Hi/Lo or yacht table optional.  
Bar with bottle storage.  
Plywood painted to accept carpeting.  
Hatch access to engine room with ladder.



## Standard Equipments of 526 Raised Pilot House

Gas stay fitted to hatch.  
 Access door aft.  
 Overhead lights 12 volt Halogen.  
 Headliner of white acoustic vinyl  
 All furniture & bulkheads are golden Burmese teak.  
 "U" shaped sofa seat with storage under

### Pilothouse

Helm station with steering & controls & instrumentation.  
 Garelick helm chair.  
 Overhead electronics console.  
 Access doors port, starboard & aft.  
 Plywood painted to accept carpeting.  
 Overhead lights 12 volt.  
 All furniture & bulkheads teak unit.

### Galley

Teak galley unit.  
 Seaward Princess LPG stove with oven.  
 Including Xintex alarm panel.  
 Trash bin with side deck access door.  
 S/S sink with cover & single lever faucet.  
 Novacool-9000 12VDC/110 or 220VAC refrigerator.  
 Drawers and cabinets under counter.  
 Overhead dish lockers.  
 Exhaust blower.

### Master Stateroom

Island bed with 4 drawers fitted under.  
 Storage bins.  
 Wardrobe with auto light.  
 Plywood painted to accept carpeting.  
 Teak bulkheads & furniture.  
 Mirror.  
 Headlining white acoustic vinyl.  
 Reading lamps 12 volts.  
 Overhead lights 12 volts.  
 Access to chain locker.

### Guest Cabin

2 bunks upper & lower with drawers under lower berth.  
 Wardrobe with auto light.  
 Teak bulkheads.  
 Plywood painted to accept carpeting.  
 Headlining white acoustic vinyl.  
 Reading lamps 12 volt  
 Overhead light 12 volt.

### Head / Shower

Shower stall with bifold door.  
 Shower sole white Ceramic tiles with built in automatic sullage system.  
 Bulkheads covered with white or selected Formica.

White Formica counter top with ceramic wash basin.  
 Single lever shower & sink H & C water faucets.  
 White Ceramic tiles floor to head.  
 Jabsco ITT macerator head with bowl.  
 Exhaust blower.  
 White Formica walls with mirror head lining.  
 Overhead lights 12 VDC.

### Miscellaneous

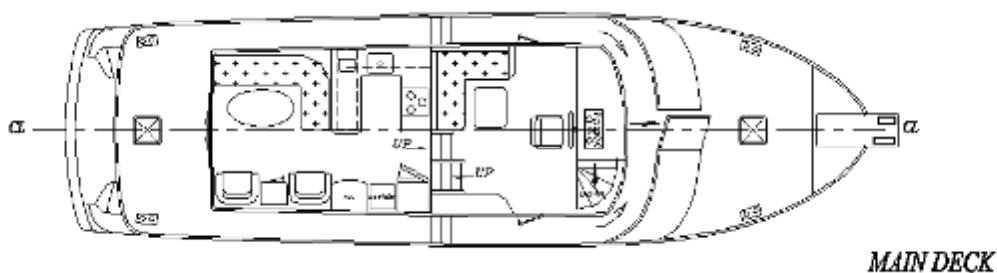
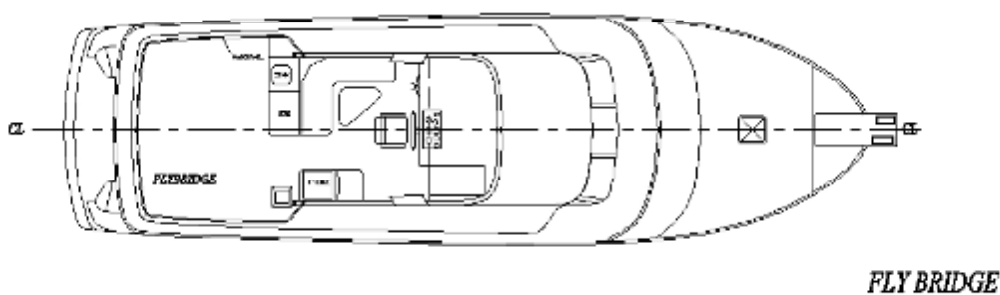
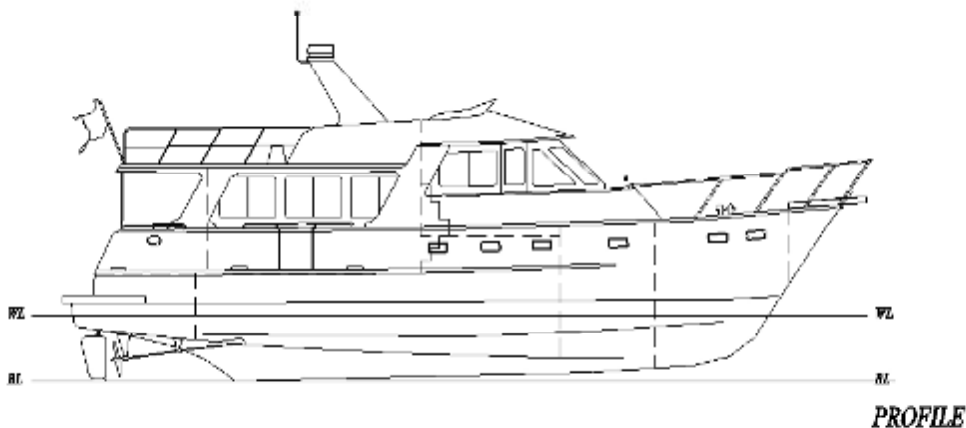
White color FRP cap rails.  
 Hull bottom antifouled.  
 Owners manual.  
 All drawers drop down to lock type.

### Optional Equipment

Generator upgade to ONAN 13.5KW 220VAC/50HZ  
 16KW 110VAC/60HZ  
 Cruisair Air conditioning 2X16000BTU,1X12000BTU  
 Muir HRC-3500 12VDC electric windlass  
 S/S Anchor (60lbs CQR style)  
 Max Power CT-100 electric Bow thruster w/ controls  
 Interface Freedom FD-2512/2,500watts Inverter/charger  
 Link-2000 for Inverter/PathMaker for charger  
 Teak yacht name boards & hailing port boards.  
 AGM Battery Package  
 NAIAD 252 stabilizers  
 Convection microwave oven  
 Spectra Newport 400 (400gal./day ) Water maker  
 Splendide Washer-Dryer  
 Trash Compactor  
 U-line SS-98 Ice maker  
 S/S Bimini top frame  
 Teak main deck to cockpit/side decks/swim platform  
 Canvas covered flybridge/windshield  
 Fresh water/Salt water deck washer  
 Fire extinguishers handheld 3.5kg  
 8 stations Intercom 12Vdc  
 Rudder angle indicators 2 stations  
 JABSCO 7" 12VDC Search light  
 Teak wheel rim (Lower station)  
 LED rope lights/down lights in each cabin  
 Sony CD player/FM/AM stereo radio  
 JMK car DVD player/Amplifier  
 KONKA 30" ,20",17" LCD TV in saloon and cabins  
 2 coats Vinyl resin lamination behind the gelcoat  
 INTERNATIONAL protect 2000 to bottom of the hull  
 ZF faster NB propeller  
 Aqua propeller shaft  
 Leather cushions  
 Wooden blind curtains  
 Teak & holly sole to saloon and master cabin

Specs. Subject to change without notice.  
 All measures & weights are approx.  
 Refer to dealer for international warranty.

**Layout for Integrity 52'6 Raised Pilot House**



**INTEGRITY**  
THE NAME SAYS IT ALL

## Layout for Integrity 52'6 Raised Pilot House



Designed and Built by Jianghua Marine